

Let Me Sleep, Sheep!


By Meg McKinlay & Illustrated by Leila Rudge

Publisher: Walker Books

ISBN 9781925381887 SCIS:1896507

\$24.99

When Amos starts counting sheep, there's one thing he doesn't quite count on... How is he supposed to sleep when the sheep land – THUD! THUD! – in his bedroom? This zany tale of bedtime shenanigans is the new picture book from the award-winning duo behind *No Bears* and *Once Upon A Small Rhinoceros*.



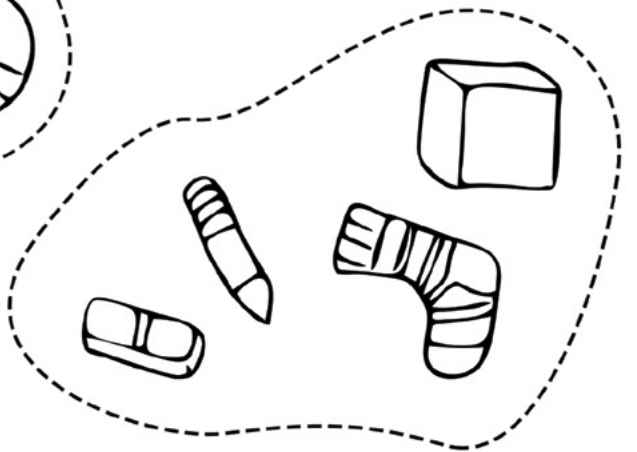
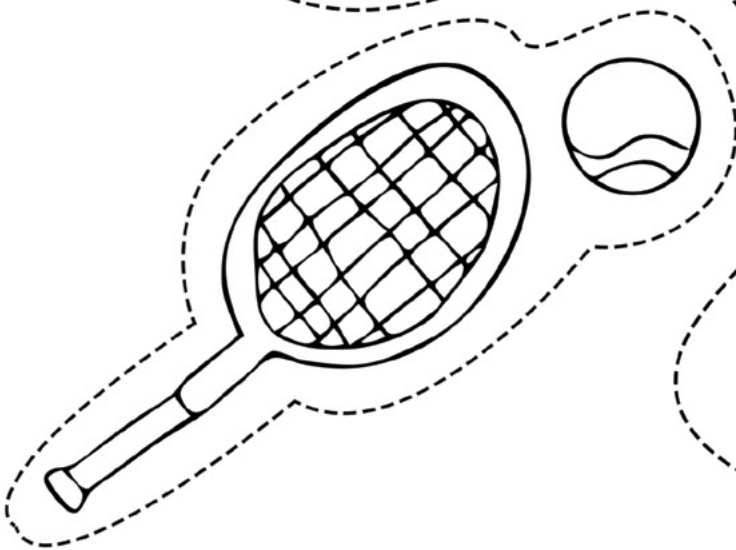

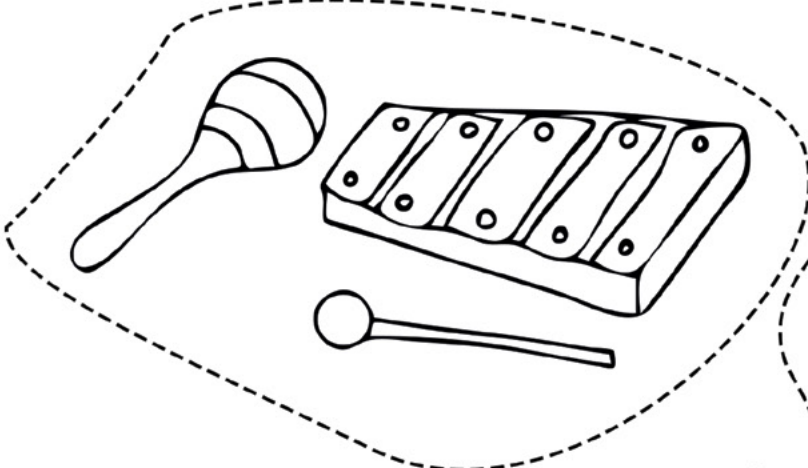
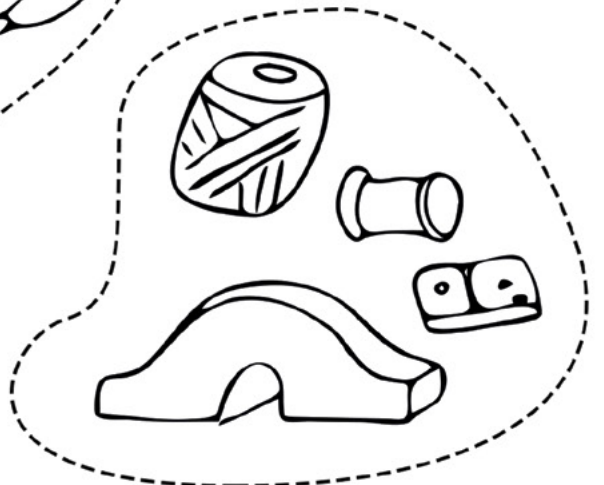


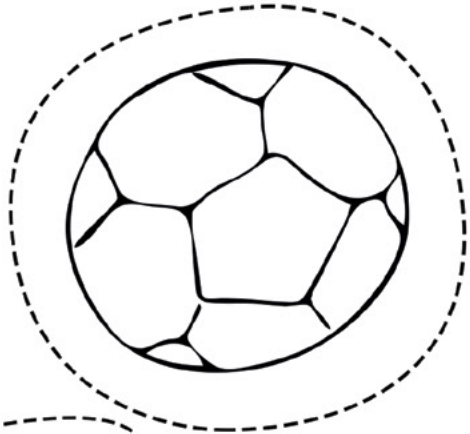
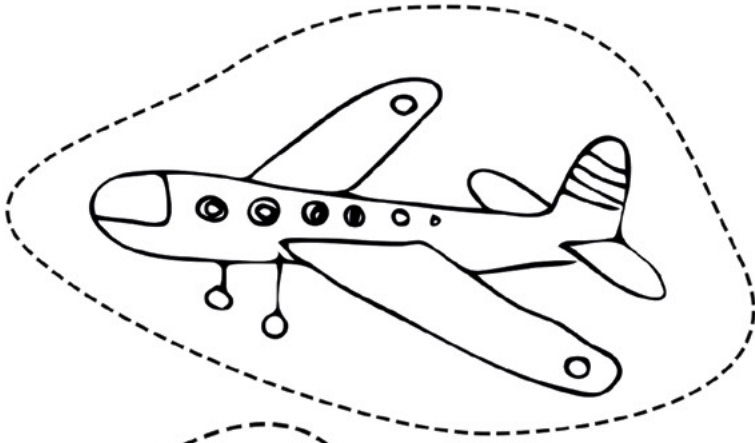
Teacher Notes have been based on those supplied by the publisher. A full version is available on our website.

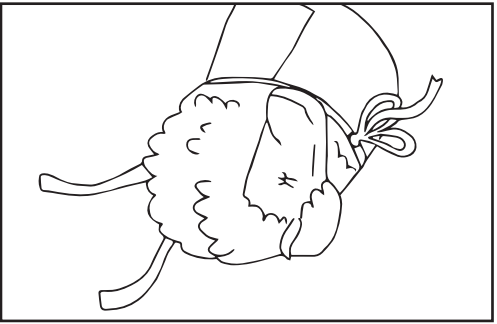
Themes:

- Sleep routines
- Sheep
- Imagination
- Humour


Discussion Questions and Activities:

- Use this book to talk about bedtime routines. Ask your group what they do before bed – do they put on their pyjamas? Do they brush their teeth? Do they read a story? What other routines or rituals do you have before getting into bed?
- Amos is having trouble falling asleep, so he decides to count sheep. What else could Amos try to help him fall asleep? What would you do if you couldn't get to sleep?
- Build your own fence to jump over. Ask your group to gather small items from around the room (or provide a box of safe objects) and take turns adding an object to make a fence. Use items like books, cushions, soft toys, etc. You'll have to test it of course! So give each child a number (just like the sheep) and when you call their number, that child can jump the fence.
- Ask if anyone in the group has met a real sheep. What does their wool feel like? What do they smell like? Where do they live? What do they eat? What else do you know about sheep?
- The sheep have lots of requests for Amos – a sturdy fence at just the right height, a soft landing, water and more. If you were a sheep, what would you want added to the fence?
- Build-a-Fence: Colour and cut out the objects on the sheet. Collage the objects into a fence that Felix, Walter and Judith would be proud to jump over! You can add extra pictures to your collage to make it extra special.
- Counting Sheep Bunting: Felix (Sheep Number 1), Walter (Sheep Number 2) and Judith (Sheep Number 7) are the only sheep in the book that are named. Make up names for the seven other sheep and write their names in the space underneath each picture. Then colour and cut out each sheep. Use a hole punch to cut holes in the top of each flag and thread string through to create a counting sheep bunting!
- Cotton Wool Felix: Use cotton wool, colourful paper and paste to decorate this picture of Felix.





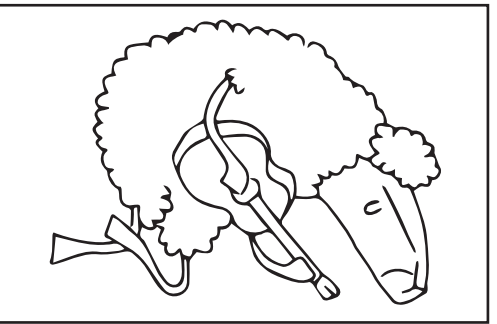
1. Felix



2. Walter



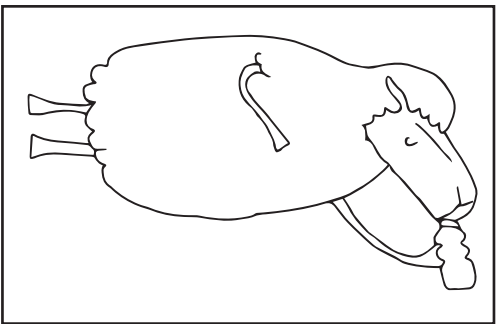
3.



4.



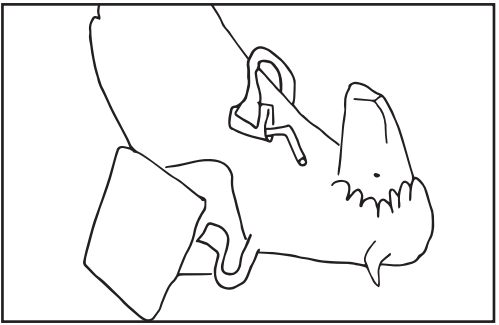
5.



6.




7. Judith



8.



9.



10.



Name: _____